




2024 AIST DRI-HBI Roundup

AIST Roundup data is based on information submitted in the second quarter of 2024. Data is supplied by the AIST Direct Reduced Iron Technology Committee and is intended for reference information only. No warranty is implied. Please send updates or corrections to Anna Voss at avoss@aist.org.

Company and location	Start-up year	Module	Rated capacity MTPA	Technology	Product type	Typical product metallization, %	Typical product carbon, %	Product use
Algeria								
Algerian Qatari Steel Bellara	2021	1	2.50	Midrex	HDRI/CDRI	94.3	2.4	Captive
Tosyali Algérie 1 Bethioua	2019	1	2.50	Midrex	HDRI/CDRI	94.0	2.2	Captive
Argentina								
ArcelorMittal Acindar SA Villa Constitución, SF	1978	1	0.60	Midrex	CDRI	95.0	2.3	Captive
Tenaris Siderca Siderca Seamless Tubes Mill Campana, BA	1976	1	0.61	Midrex	CDRI	95.5	2.4	Captive
Bahrain								
SULB Al Hidd	2013	1	1.50	Midrex	HDRI/CDRI	94.9	2.3	Merchant/ Captive
Brazil								
Gerdau Usiba  Salvador, Bahia	1991	1	0.30	HYL III	CDRI	93.0	2.8	Captive
Canada								
ArcelorMittal Long Products Canada Contrecoeur, Que.	1973	I	0.40	Midrex	CDRI	94.7	2.2	Captive
	1977	II	0.60	Midrex	CDRI	94.8	2.2	Captive
China								
HBIS Group Xuanhua	2023	I	0.55	HYL ZR	CDRI	94.0	2.0	Captive
Egypt								
Egyptian Sponge Iron and Steel Co.  Sadat City	2015	1	1.76	Midrex	HDRI/CDRI	—	—	Captive
Ezz Steel Al Ezz Dekheila Steel Co. El Dikheila, Alexandria	1986	I	0.72	Midrex	CDRI	95.0	—	Captive
	1997	II	0.80	Midrex	CDRI	95.0	—	Captive
	2000	III	0.80	Midrex	CDRI	95.0	—	Captive
Ezz Steel Ezz Steel Rolling Mills Ain Sokhna	2015	1	1.90	HYL III	CDRI	94.0	2.0	Captive
Suez Steel Suez	2013	1	1.95	HYL ZR	HDRI/CDRI	94.0	3.5	Captive

 idle CDRI - cold direct reduced iron HBI - hot briquetted iron HDRI - hot direct reduced iron